



The following guide gives a description of features for basic handling. Available features may vary. Provided feature set is based on the original order and the system administrator's request. Please contact your system or LS Networks directly to discuss any additions to your system.

## Basic Call Handling

### Make a call

Lift the handset then enter the phone number, extension, or code you wish to dial. Tap **Send** to initiate the call or wait for it to go through.

Most deployments should be sure to dial 1 before an out of area phone number.

### Answer a call

Lift the handset then begin speaking to the caller.

Alternately, the **Answer** soft key, **Speaker** button, or **Headset** button may be pressed to answer an incoming call.


### End a call

Hang up the handset or tap the **End Call** soft key.


### Speaker

Press the speaker  button to use speaker audio mode.


### Headset

Press the headset  button to use headset mode audio (must have a headset attached).

### Volume

Press the volume  buttons to adjust volume for your ringer when idle or audio mode while on a live call.

### Mute

Press the mute  button to mute your audio while on a call. Press again to disengage.





The following guide gives a description of features for basic handling. Available features may vary. Provided feature set is based on the original order and the system administrator's request. Please contact your system or LS Networks directly to discuss any additions to your system.

## Basic Call Handling

### Make a call

Lift the handset then enter the phone number, extension, or code you wish to dial. Tap **Send** to initiate the call or wait for it to go through.

Most deployments should be sure to dial 1 before an out of area phone number.

### Answer a call

Lift the handset then begin speaking to the caller.

Alternately, the **Answer** soft key, **Speaker** button, or **Headset** button may be pressed to answer an incoming call.

### End a call

Hang up the handset or tap the **End Call** soft key.

### Speaker

Press the speaker button to use speaker audio mode.

### Headset

Press the headset button to use headset mode audio (must have a headset attached).

### Volume

Press the volume buttons to adjust volume for your ringer when idle or audio mode while on a live call.

### Mute

Press the mute button to mute your audio while on a call. Press again to disengage.

